

The background of the slide features a large, faint, circular seal of the Southern Lehigh School District. The seal contains the text "SOUTHERN LEHIGH SCHOOL DISTRICT" around the top and "CENTER VALLEY, PA" around the bottom. In the center of the seal is a stylized sunburst or starburst design.

Southern Lehigh School District Cyber Charter Snapshot and District Response

***Learning - Serving - Leading
One Interaction at a Time***

What Are Charter Schools?

- Charter Schools are public schools that are authorized to operate in the Commonwealth independently from traditional Public School Districts.
- Act 22, the Commonwealth's Charter Law was adopted in 1997
 - Act 22 was amended in 2002 to include Cyber Charter Schools
- ◆ **Stated Purpose**
 - Improve student learning
 - Increase educational opportunities for students
 - Encourage the use of different/innovative teaching methods
 - Create new professional opportunities for teachers; **and**
 - Provide expanded choices within the public school system

What Are Charter Schools?

→ There are **TWO TYPES** of Charter Schools in the Commonwealth;

| Charter School Type | Authorization | Method of Instruction |
|-------------------------|--|--|
| Brick-and-Mortar | Authorized to operate under a charter between a local Board of School Directors and the Charter School. | Instruction is delivered through face-to-face interaction at the schools' physical facilities. |
| Cyber | Authorized to operate under a charter between the PA Department of Education and the Cyber Charter School. | Instruction is delivered via technology through the internet or other electronic means. |

→ Currently, there 165 Brick-and-Mortar Charter Schools and 15 Cyber Charter schools operating across the Commonwealth.

What Are Charter Schools?

- Charter Schools are **EXEMPT** from many mandates that Public School Districts are **REQUIRED** to follow. Examples include;
- ◆ Only 75% of professional employees must hold a state teaching certificate
 - ◆ Not required to provide gifted education to identified students
 - ◆ Not governed by publicly elected school boards
 - ◆ No requirement for teacher or administrative evaluations
 - ◆ No requirement to make a preliminary budget available to the public
 - ◆ No requirement for an independent, annual, year-end audit
- Charter students are also entitled to participate in **ANY** extracurricular or athletic activities at their home school district if an equivalent extracurricular or athletic activity is not offered by the Charter School.

Cyber Charter Performance in Pennsylvania

- When comparing the academic program at the Commonwealth's Cyber Charter Schools to traditional school districts the differences fundamental.
- ◆ All 15 Cyber Charters in PA have been identified as needing some form of corrective action or enhanced state oversight under the US Department of Education ESSA Provisions. All 15 are classified one of the following;
 - Schools identified as Comprehensive Support and Improvement (CSI) are those schools facing the **MOST** significant challenges in academic achievement, student growth, and other areas.
 - Schools identified as Targeted Support and Improvement (A-TSI) are schools where performance by one or more student groups is **AT OR BELOW** the level of the CSI schools.
- ◆ No SLSD schools are identified in **ANY** of these classifications.

Southern Lehigh SHS

5800 Main St
Center Valley, PA 18034
610-282-1421

[School Website](#)

State Assessment Measures

Performance Overview

Proficient or Advanced on
Pennsylvania State Assessments

English Language Arts/Literature

All Student Group Meets 2030 Statewide Goal

Percent Proficient or Advanced 89.1%

Statewide Average 62.1%

Statewide 2030 Goal 81.1%

Mathematics/Algebra

All Student Group Meets 2030 Statewide Goal

Percent Proficient or Advanced 76.4%

Statewide Average 45.2%

Statewide 2030 Goal 71.8%

Science/Biology

All Student Group Meets Interim
Goal/Improvement Target

Percent Proficient or Advanced 82.6%

Statewide Average 66.0%

Statewide 2030 Goal 83.0%

Meeting Annual Academic Growth

Pennsylvania Cyber CS

662 Midland Ave
Midland, PA 15059
724-643-1180

[School Website](#)

State Assessment Measures

Performance Overview

Proficient or Advanced on
Pennsylvania State Assessments

English Language Arts/Literature

All Student Group Did Not Meet Interim
Goal/Improvement Target

Percent Proficient or Advanced 42.5%

Statewide Average 62.1%

Statewide 2030 Goal 81.1%

Mathematics/Algebra

All Student Group Did Not Meet Interim
Goal/Improvement Target

Percent Proficient or Advanced 21.9%

Statewide Average 45.2%

Statewide 2030 Goal 71.8%

Science/Biology

All Student Group Did Not Meet Interim
Goal/Improvement Target

Percent Proficient or Advanced 42.9%

Statewide Average 66.0%

Statewide 2030 Goal 83.0%

Reach Cyber CS

760 East Park Drive
Harrisburg, PA 17111
717-704-8437

[School Website](#)

State Assessment Measures

Performance Overview

Proficient or Advanced on
Pennsylvania State Assessments

English Language Arts/Literature

All Student Group Did Not Meet Interim
Goal/Improvement Target

Percent Proficient or Advanced 38.2%

Statewide Average 62.1%

Statewide 2030 Goal 81.1%

Mathematics/Algebra

All Student Group Did Not Meet Interim
Goal/Improvement Target

Percent Proficient or Advanced 14.2%

Statewide Average 45.2%

Statewide 2030 Goal 71.8%

Science/Biology

All Student Group Did Not Meet Interim
Goal/Improvement Target

Percent Proficient or Advanced 37.2%

Statewide Average 66.0%

Statewide 2030 Goal 83.0%

Southern Lehigh SHS

5800 Main St
Center Valley, PA 18034
610-282-1421

[School Website](#)

State Assessment Measures

[Performance Overview](#)[Proficient or Advanced on
Pennsylvania State Assessments](#)[Meeting Annual Academic Growth
Expectations \(PVAAS\)](#)[Advanced on Pennsylvania State
Assessments](#)

English Language Arts/Literature All Student Group

Percent Advanced 18.6%

Statewide Average 17.8%

Mathematics/Algebra All Student Group

Percent Advanced 42.9%

Statewide Average 17.8%

Science/Biology All Student Group

Percent Advanced 42.9%

Statewide Average 28.9%

Pennsylvania Cyber CS

652 Midland Ave
Midland, PA 15059
724-643-1180

[School Website](#)

State Assessment Measures

[Performance Overview](#)[Proficient or Advanced on
Pennsylvania State Assessments](#)[Meeting Annual Academic Growth
Expectations \(PVAAS\)](#)[Advanced on Pennsylvania State
Assessments](#)

English Language Arts/Literature All Student Group

Percent Advanced 6.4%

Statewide Average 17.8%

Mathematics/Algebra All Student Group

Percent Advanced 4.8%

Statewide Average 17.8%

Science/Biology All Student Group

Percent Advanced 13.3%

Statewide Average 28.9%

Reach Cyber CS

750 East Park Drive
Harrisburg, PA 17111
717-704-8437

[School Website](#)

State Assessment Measures

[Performance Overview](#)[Proficient or Advanced on
Pennsylvania State Assessments](#)[Meeting Annual Academic Growth
Expectations \(PVAAS\)](#)[Advanced on Pennsylvania State
Assessments](#)

English Language Arts/Literature All Student Group

Percent Advanced 2.6%

Statewide Average 17.8%

Mathematics/Algebra All Student Group

Percent Advanced 2.2%

Statewide Average 17.8%

Science/Biology All Student Group

Percent Advanced 9.8%

Statewide Average 28.9%

Industry-Based Learning

Rigorous Courses of Study

Rigorous Courses of Study
All Student GroupPercent Rigorous
Courses of Study 87.6%

Statewide Average 57.5%

Statewide
Performance
Standard Coming Soon

Components of Indicator

Percent AP/IB Participation 56.2%

Percent College Course
Enrollment 59.6%Percent CTE Program of
Study Concentration 5.2%

- Provided by CTC 14
- Provided within LEA IS

Number Unique Rigorous
Courses 19

Industry-Based Learning

Rigorous Courses of Study

Rigorous Courses of Study
All Student GroupPercent Rigorous
Courses of Study 21.6%

Statewide Average 57.5%

Statewide
Performance
Standard Coming Soon

Components of Indicator

Percent AP/IB Participation 10.2%

Percent College Course
Enrollment 9.8%Percent CTE Program of
Study Concentration 5.4%

- Provided by CTC 55
- Provided within LEA IS

Number Unique Rigorous
Courses 9

Industry-Based Learning

Rigorous Courses of Study

Rigorous Courses of Study
All Student GroupPercent Rigorous
Courses of Study 15.1%

Statewide Average 57.5%

Statewide
Performance
Standard Coming Soon

Components of Indicator

Percent AP/IB Participation 10.5%

Percent College Course
Enrollment 3.8%Percent CTE Program of
Study Concentration 3.3%

- Provided by CTC 7
- Provided within LEA IS

Number Unique Rigorous
Courses 3

Post Secondary Transition to School, Military, or Work

Post Secondary Transition to School, Military, or Work

All Student Group

Percent Graduates

90.6%

Statewide Average

81.1%

Components of Indicator


Post Secondary Education 81.1%



Enlisted Military 10.2%



Entered PA Workforce 42.1%



Post Secondary Transition to School, Military, or Work

Post Secondary Transition to School, Military, or Work

All Student Group

Percent Graduates


62.4%

Statewide Average

81.1%

Components of Indicator

Post Secondary Education 30.2%



Enlisted Military 8.9%



Entered PA Workforce 40.4%



Post Secondary Transition to School, Military, or Work

Post Secondary Transition to School, Military, or Work

All Student Group

Percent Graduates

IS

Statewide Average

81.1%

Components of Indicator

Post Secondary Education IS



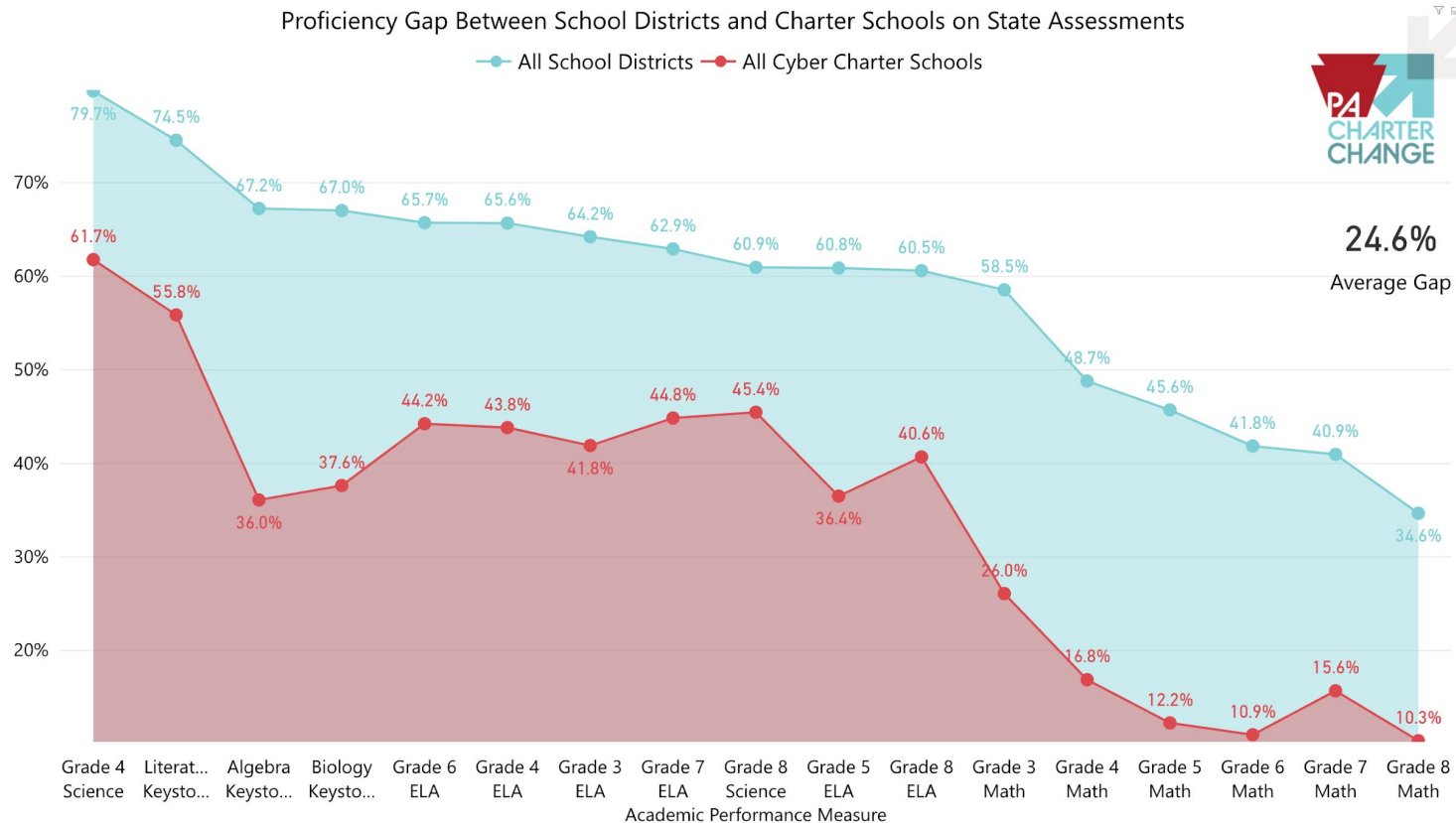
Enlisted Military IS



Entered PA Workforce IS



Proficiency Gap Between PA Public Schools and Cyber Charter



Learning - Serving - Leading
One Interaction at a Time

5 Year Graduation Rate Comparison

| DISTRICT | 2015-16 | 2016-17 | 2017-18 | 2018-19 | 2019-20 | 5 Year Average | 2020-21 SLSD Students | Potential Dropouts |
|-----------------------------------|--------------|--------------|--------------|--------------|--------------|--|-----------------------|--------------------|
| Agora Cyber Charter School | 46.2% | 41.2% | 48.7% | 54.2% | 61.3% | 50.3% | 10 | 5 |
| 21st Century Cyber/Charter School | 66.7% | 66.7% | 62.2% | 54.2% | 61.3% | 62.2% | 4 | 2 |
| Commonwealth Charter Academy | 73.2% | 65.8% | 68.2% | 65.7% | 53.5% | 65.3% | 21 | 7 |
| LV Charter HS for the Arts | 99.1% | 99.2% | 97.4% | 97.4% | 99.4% | 98.5% | 24 | < 1 |
| PA Cyber Charter School | 58.1% | 54.6% | 50.3% | 49.6% | 49.5% | 52.4% | 31 | 15 |
| PA Virtual Charter School | 81.0% | 67.8% | 78.0% | 75.7% | 75.7% | 75.6% | 3 | 1 |
| Reach Cyber School | | | | | 62.7% | 62.7% | 11 | 4 |
| Southern Lehigh SD | 97.2% | 96.4% | 95.0% | 95.0% | 94.9% | 95.7% <small>** Not included in the average value below.</small> | | |

****In addition to the 7 schools listed above, 62 additional SLSD students attend 12 other Cyber/Brick-and-Mortar Charter Schools in the 20/21 SY.**

66.7%

104

34

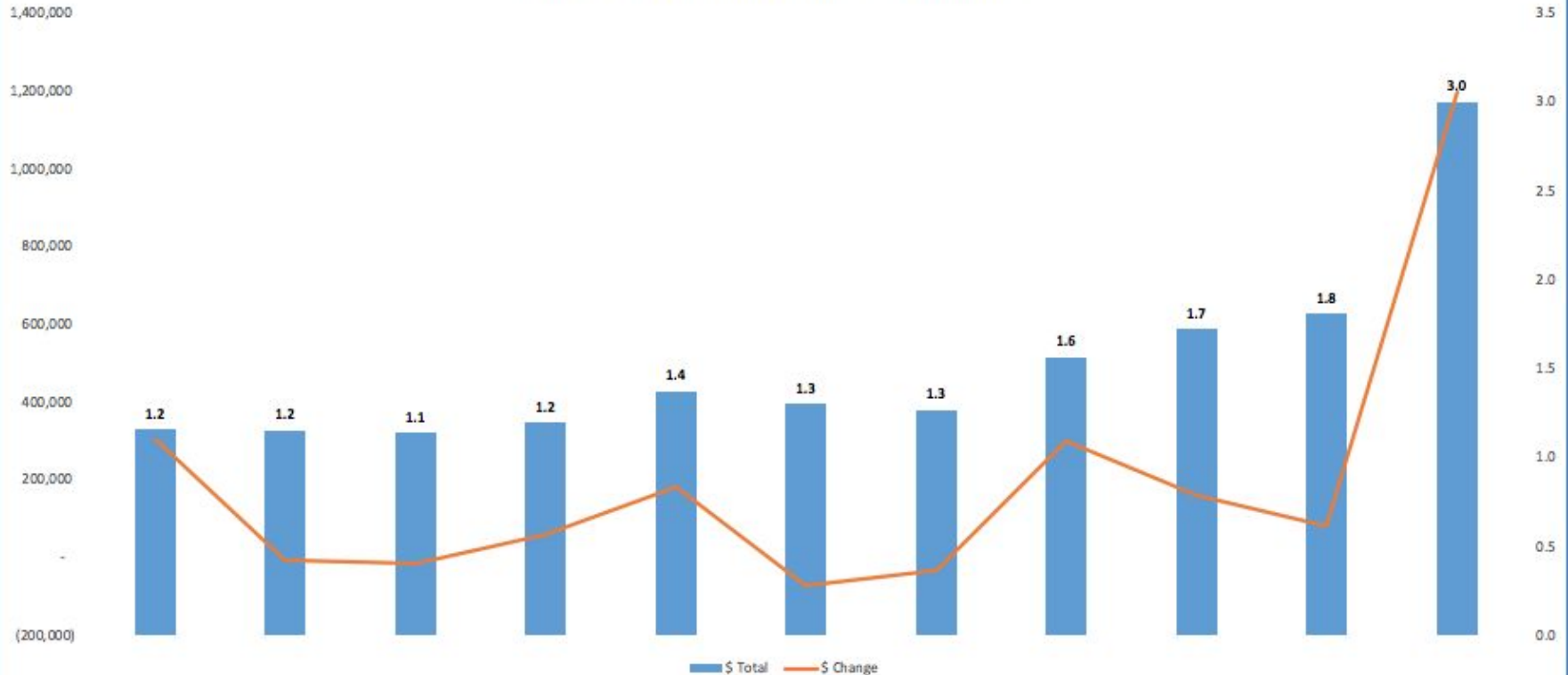
SLSD Charter School Tuition Snapshot

- Tuition payments to charter schools are based on the home district where the student resides, not the type of charter school the student attends.
- Tuition payments are the **SAME** for Brick-and-Mortar CS's and Cyber CS's.
- For the 2020/2021 School Year, the SLSD Charter Tuition Rates are;

| 20/21 SLSD Charter School Tuition Rates | |
|---|-------------|
| Non-Special Education Expenditure per ADM | \$15,002.78 |
| Special Education Expenditure per ADM | \$31,364.92 |

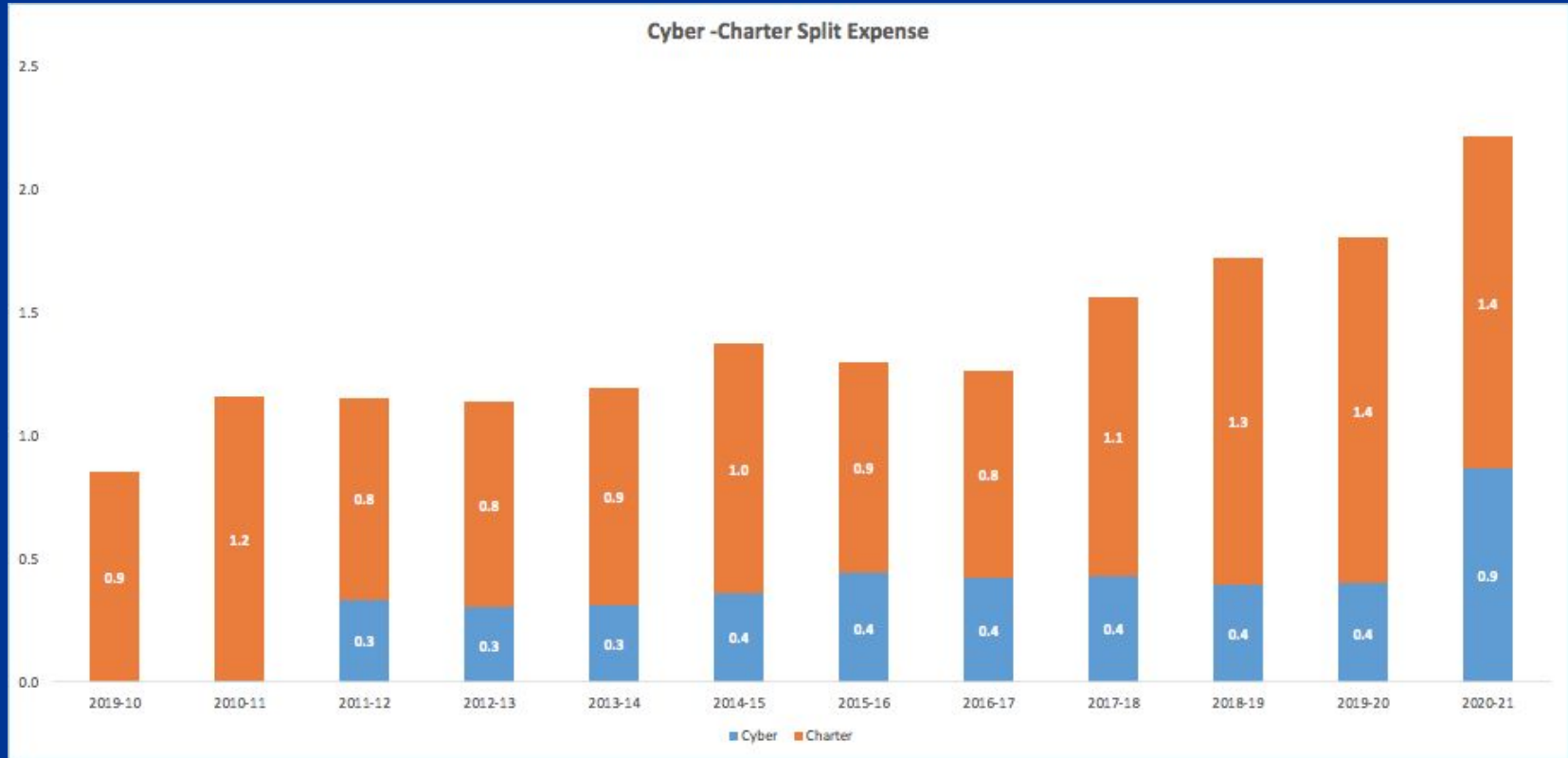
SLSD Cyber Charter Impact Year Over Year

Historical And Estimated Charter School Tuition Costs



*Learning - Serving - Leading
One Interaction at a Time*

Cyber-Charter Split



Learning - Serving - Leading
One Interaction at a Time

% of 2018-19 School District Budgets Spent on Charter School Tuition

● % of Budget on Brick & Mortar Tuition ● % of Budget on Cyber Charter Tuition

Filter by County

- ☐ Adams
- ☐ Allegheny
- ☐ Armstrong
- ☐ Beaver
- ☐ Bedford
- ☐ Berks
- ☐ Blair
- ☐ Bradford

School District Listing

Allentown City SD

16.0%

% of Budget on Charter Tuition

Catasauqua Area SD

6.3%

% of Budget on Charter Tuition

Whitehall-Coplay SD

4.0%

% of Budget on Charter Tuition

Northwestern Lehigh SD

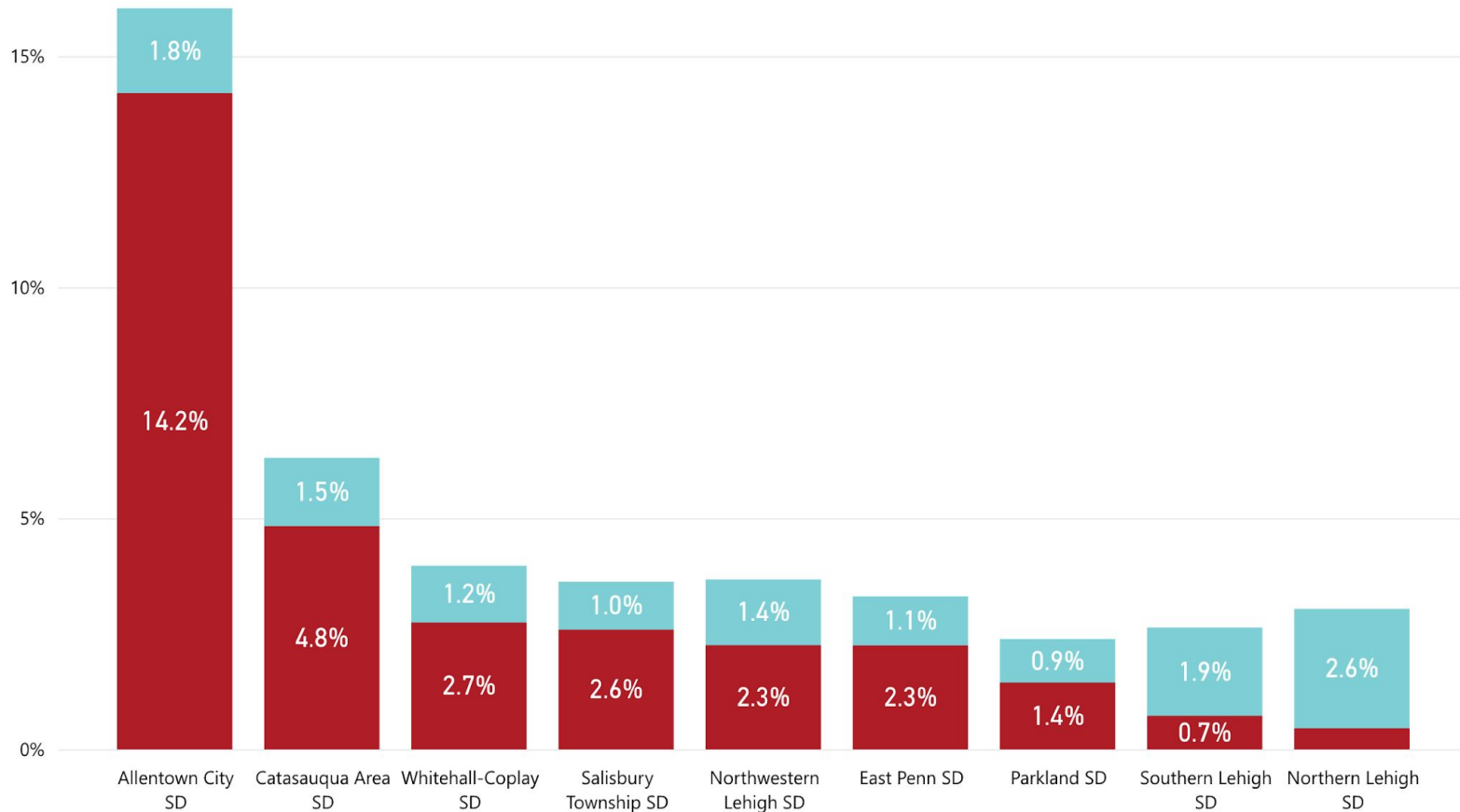
3.7%

% of Budget on Charter Tuition

Salisbury Township SD

3.6%

% of Budget on Charter Tuition



% of 2018-19 School District Budgets Spent on Cyber Charter School Tuition

Filter by County 

- ☐ Lawrence
- ☐ Lebanon
- ☒ Lehigh
- ☐ Luzerne
- ☐ Lycoming
- ☐ McKean
- ☐ Mercer
- ☐ Mifflin

School District Listing

Northern Lehigh SD

2.6%

% of Budget on Cyber Charter T...

\$893,459

Total Cyber Tuition - \$

Southern Lehigh SD

1.9%

% of Budget on Cyber Charter T...

\$1,250,092

Total Cyber Tuition - \$

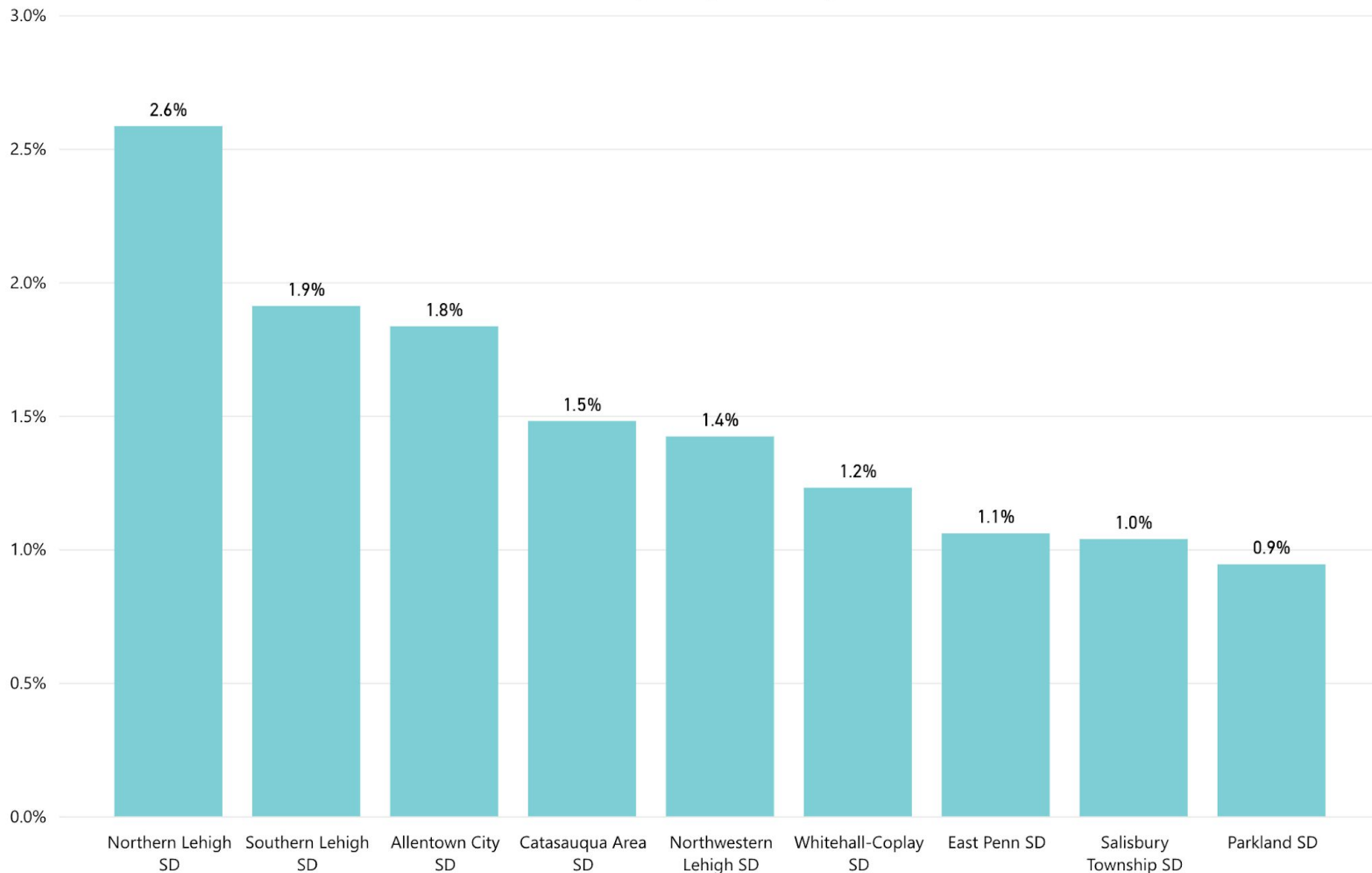
Allentown City SD

1.8%

% of Budget on Cyber Charter T...

\$6,062,793

Total Cyber Tuition - \$



Cyber Charter School Recap

- Cyber Charter Schools in the Commonwealth are;
 - ◆ Privately owned but publicly funded via tuition payments from students home school district and allocations of federal education funding.
 - ◆ Generally not held to the same mandates that govern the Commonwealth's public school districts.
 - ◆ Consistently demonstrate significantly lower State Assessment scores when compared to the SLSD.
 - ◆ Consistently demonstrate significantly lower Graduation Rates when compared to the SLSD.
- With no action, the SLSD operating budget will eventually be at a tipping point where future budget decisions will be altered in order to address rising Cyber Chart expenditures.

SLSD Remote Learning

- The pandemic has led to a significant statewide increase in enrollments in a wide variety of Remote Learning Platforms.
- When compared to the 2019 SY, 22,626 additional students across the Commonwealth were enrolled in Remote Learning Platforms than the PY.
- That represents a statewide increase of 59%
- As of the start of the 4th Marking Period, the Southern Lehigh School District has 817 students enrolled in Remote Learning Models;
 - ◆ 771 students (K-12) enrolled in the SLSD Remote Learning Model
 - ◆ 46 students (K-12) enrolled in the eLearn21 Remote Learning Model
- This represents 26% of the District's total student population.

SLSD Contracted Remote Learning

- Current SLSD Contracted Remote Learning Platform - eLearn21
 - ◆ 19/20 Enrollment vs. 20/21 Enrollment
 - 19-20 SY - SLSD averaged 20 full time students/month
 - 20-21 SY - SLSD averaged 46 full time students/month
- Of those 46 students, 33 are new to the program for the 20/21 School Year
- Students from all School Buildings
- Attendance/work completion is monitored by SLSD staff
- The SLSD pays approximately \$5,500 per student to attend the SLSD Contracted Remote Learning Model (eLearn21).
- The total cost to SLSD for eLearn21 is \$253,000 (CY) vs. \$110,000 (PY)

SLSD Changes for the 2021/2022 School Year

- *Enhance SLSD Web Resources to include additional information about SLSD In-Person and a Contracted Remote Learning Program alongside the academic and financial data associated with Cyber Charter Schools.*
- *Institute a procedures that requires yearly residency verification for SLSD students enrolled in Charter Schools.*
- *Offer Exit Interviews to students opting to enroll in Cyber Charter Schools to ensure that they understand the SLSD Contracted Remote Learning Program.*
- *Targeted District Communications focusing on;*
 - ◆ *SLSD Contracted Remote Learning Program*
 - ◆ *The actual costs associated with Cyber Charter Schools*

Conclusion

- In addition to the return of 5 Day, In-Person Instruction for the 2021/2022 School Year, the SLSD will need to continue offer a Contracted Remote Learning Program
 - ◆ EVALUATE and ADAPT the Contracted Remote Learning Program
 - ◆ RETAIN and RECRUIT SLSD students back to SLSD Programs;
- SLSD continues to offers more resources to support all students than Cyber Charter Programs
 - ◆ Comprehensive Student Services including
 - Special Education, ESL, Gifted Education, School Counseling, SAP, Mental Health Programing, Career and Technical Education
 - Extracurricular & Athletic Activities
 - School Community

Questions

→ *Questions*